

HEATING SOLUTIONS



HOT  DAWG™

GARAGE, WORKSPACE AND OUTBUILDING HEATERS

YEAR-ROUND COMFORT TO WORK, PLAY AND RELAX



HOT DAWG™ POWER-EXHAUSTED, GAS-FIRED UNIT HEATER (MODEL HD)

- Quiet operation allows your space to be warm without the distraction of a loud machine running in the background
- Unit can easily be rotated to allow for convenient right or left side control placement**
- Fuel type: Natural or propane gas
- Low-profile, lightweight design easily installs 1" from ceiling with only two angle brackets*
- Casing construction made of heavy gauge metal
- Full 10-year warranty on heat exchanger
- Permanently-lubricated motor for maintenance-free dependability
- Single- or two-stage controls available
- Direct spark ignition for reliable and consistent ignition
- 100% shut-off with continuous retry to allow for safe ignition in the event the unit doesn't light on the first try
- Factory installed finger proof fan guards
- Blower models (HDB) available

* Included on sizes 30-75, accessory for 100, 125
** For model sizes 30-75



HOT DAWG™ SEPARATED COMBUSTION GAS-FIRED UNIT HEATER (MODEL HDS)

Experience the same great features as the HD, with these added benefits:

- Blower models (HDB) available
- Draws fresh air from outside, ensuring dust, dirt or fumes do not affect durability or performance
- Factory assembled, certified separated combustion. No add-ons needed allow for an easier and quicker installation providing greater durability and reduced maintenance



HOT DAWG™ H₂O LOW PROFILE HOT WATER UNIT HEATER (MODEL HHD)

- Low-profile design with flexible mounting options (parallel, perpendicular or recessed between joists) allows for horizontal or vertical air delivery
- No external moving parts - twin centrifugal blowers keep all moving parts inside the cabinet
- Side panel air inlet opening have factory installed finger guards
- Constructed of heavy gauge steel for long lasting durability
- Includes two mounting brackets with vibration isolators to reduce noise and vibration
- Internal coil can handle water pressures up to 150 PSI and temperatures up to 200°F

Hot Dawg H₂O Applications*

Model Sizes	Airflow (CFM)	GPM	140° F BTU/hr	180° F BTU/hr	Application
HHD 30	405	2	20,600	30,900	1 to 2 car garage
	405	4	24,200	36,300	
HHD 45 (high speed)	710	2	29,900	44,800	2 to 3 car garage
	710	4	35,100	52,700	
HHD 45 (low speed)	425	2	20,700	31,100	2 to 3 car garage
	425	4	24,400	36,600	

* Sizing data for sample only. Consult a qualified installer for the actual requirements for your building.

Dimensions (inches) - Model HD/HDS

Model Size	30	45	60	75	100/125
A (length)	26.8	26.8	26.8	26.8	35.5
B (height)	12.2	12.2	18.0	18.0	20.5
C (depth)	22.0	22.0	25.0	25.0	31.0
Gas Connection	1/2	1/2	1/2	1/2	1/2
Vent Connection	3	3	3	3' / 4"	3' / 4"
Approx. Shipping Weight (lbs.)	55	60	80	85	125


* HD30, HD45, HD60, HD75
** HD100, D125

Clearances for Residentially-Certified Unit Heaters

Unit Side	Clearance To Combustible Materials	Recommended Service Clearance
Top and Bottom	1"	18"
Access Side	1"	18"
Non-Access Side	1"	18"
Rear	18"	18"
Vent Connector	3" / 4"***	—

* HD30, HD45, HD60, HD75
** HD100, D125

Hot Dawg H₂O Mounting Flexibility



Performance Data - Model HD/HDS

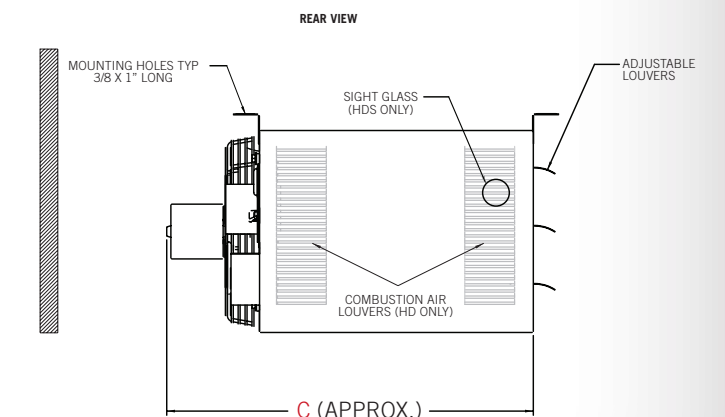
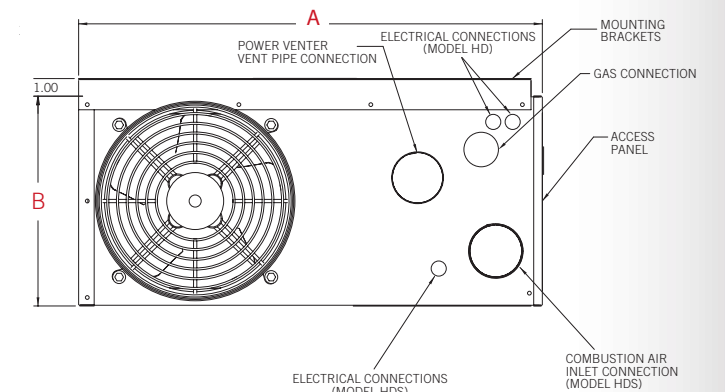
Model Size	30	45	60	75	100	125
BTU/Hr Input*	30,000	45,000	60,000	75,000	100,000	125,000
BTU/Hr Output*	24,600	36,900	49,200	61,500	82,000	102,500
Entering Airflow (CFM)**	505	720	990	1,160	1,490	1,980
Outlet Velocity (FPM)**	523	725	653	769	565	747
Air Temp. Rise (°F)	44	46	45	48	50	47
Mounting Height (Max ft.)**	10	10	12	14	12	16
Heat Throw (ft.)	25	27	36	38	42	56

* Measured at distance from unit shown.
** Competitor published data.

Hot Dawg Applications*

Model	BTU/Hr Input	Typical Application
HD/HDS 30	30,000	1 to 1-1/2 Car Garage
HD/HDS 45	45,000	2 to 2-1/2 Car Garage
HD/HDS 60	60,000	3 to 3-1/2 Car Garage
HD/HDS 75, 100, 125	75,000-125,000	Large Garage

* Sizing data for sample only. Consult a qualified installer for the actual requirements for your building.







Ratings shown are for elevations up to 2,000 ft. For elevations above 2,000 feet, ratings should be reduced at the rate of 4% for each 1,000 feet above sea level. (In Canada see rating plate) Reduction of rating requires use of a high altitude kit.

Data taken at 55°F air temperature rise. At 65°F ambient and unit fired at full-rated input. Mounting height as measured from bottom of unit, and without deflector hoods.



Modine Manufacturing Company
1500 DeKoven Avenue
Racine, Wisconsin 53403-2552
1.800.828.HEAT
www.ModineHVAC.com

 Follow us @ModineHVAC
 See us at [YouTube.com/ModineHVAC](https://www.YouTube.com/ModineHVAC)
 www.facebook.com/ModineHVAC/
 www.linkedin.com/company/modinehvac/